

**Step 1: Remove the retention ring from the ITC hearing aid**

- Remove the retention ring by using your fingernail to push out the blue ends of the retention ring just enough to unseat the retention ring from the ITC clip holder (figure 1)
- Using your fingers, grasp the retention ring as close to the lower and upper ends as possible (figure 2)
- Gently pull until the retention ring releases from the ITC clip holders. It is important that you hold the retention ring as close to the ends as possible to prevent damage




figure 1




figure 2

**Step 2: Remove the ITC Dome from the hearing aid**

- Peel away the ITC Dome from the hearing aid (figure 3)




figure 3

**Step 3: Put the replacement ITC Dome on the hearing aid**

- Align the ITC Dome with the shape of the hearing aid
- Insert the hearing aid into the ITC Dome (figure 4)
- Pull the ITC Dome snugly over the hearing aid (figure 5)



figure 4

**NOTE: The microphone port or opening should not be covered by the dome. If it is, the dome is on upside down**



figure 5

For more information contact *hi HealthInnovations* customer service at 1.855.523.9355 and press 2

#### Step 4: Attach the retention ring

- Determine that you have the correct hearing aid side for retention ring

##### *Left Hearing Aid*

Hold the body of your ITC hearing aid in your left hand and the retention ring in your right hand.

Check to be sure the battery door of the hearing aid swings up and the blue color dot on the retention ring is facing you. (figure 6)



figure 6

##### *Right Hearing Aid*

Hold the body of your ITC hearing aid in your right hand and the retention ring in your left hand.

Check to be sure the battery door of the hearing aid swings up and the red color dot on the retention ring is facing you. (figure 7)




figure 7

- Attach the top of the retention ring by pushing it into the top clip holder (figure 8)
- Attach the bottom of the retention ring by pushing it into the bottom clip holder on your ITC (figure 9)



figure 8



figure 9

For more information contact *hi HealthInnovations* customer service at 1.855.523.9355 and press 2