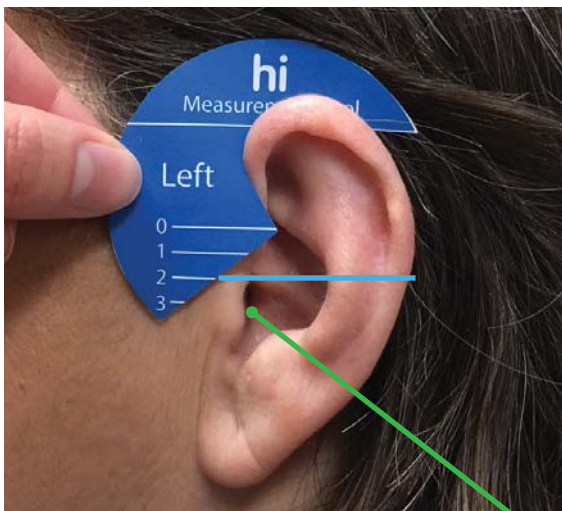

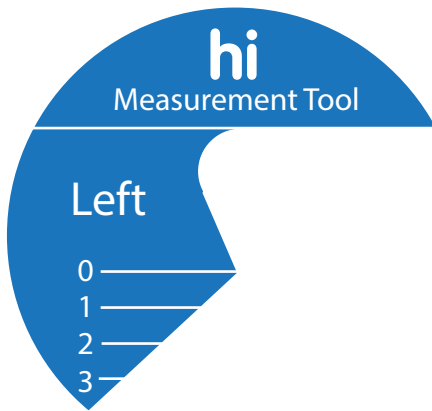


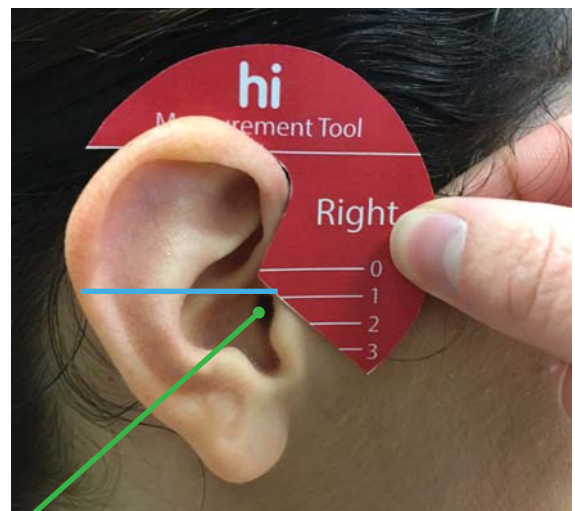
hi HealthInnovations' Ear Tube Measurement Tool

To find the length of tubing suited to your ear, use this *hi HealthInnovations'* Measurement Tool.

1. Print this page using the "100%," "No scale," or "Actual Size" option.
2. Cut both the right and left measurement tool out.
3. Have a friend or family member place the tool over the appropriate ear.
4. Pick the number that is the closest to the ear canal opening. **It is important that you choose the number that is closest to the top of the ear canal.** This ensures a tighter fit that locks the tubing firmly in place.



This ear measures a 2



This ear measures a 1

Ear Canal